

INDUSTRIAL RELATIONS
SECTION

OCT 1 1 1928


2-6-7 comp.

THE FRISCO EMPLOYEES' MAGAZINE

**VOL. VI
NO. I.
OCTOBER
1928**



WALLACE
BASTARD
STUDIOS



ILLINOIS
23-JEWEL
BUNN SPECIAL
60 hours
6 positions
Motor Barrel
Standard
for railroad
service

The last word in timing the trains

The new 23-jewel Bunn Special is the watch that will always be standard for railroad time service. The 17-jewel and 19-jewel watches have passed into the discard in favor of better timepieces. But the new 23-jewel Bunn Special so far exceeds railroad requirements that it will meet any demands this service can ever impose.

Its Superior Motor Barrel permits the use of a longer, thinner mainspring which drives the watch 60 hours from one winding—a tremendous factor of safety, since the watch will maintain its even, accurate rate for more than 48 hours. But its most important function


is to create through regular 24-hour winding a reserve tension which is the most fundamental kind of compensation yet devised for the variation in tension of the usual mainspring. The adjustment to six positions, instead of the usual five, insures the highest accuracy and uniformity of time in all positions.

The new 23-jewel Bunn Special is for the railroad man who takes real pride in his equipment. Its case is just about the handsomest and most serviceable ever designed for railroad use. Ask your watch inspector to show you one. Talk a trade with him and be a leader in watch equipment.

In 10k yellow gold-filled case \$70
In 14k white or green gold-filled case . . \$75



The ILLINOIS WATCH



Established 1870
SPRINGFIELD, ILLINOIS

ILLINOIS WATCHES ARE BETTER THAN THEY HAVE TO BE

WINGFOOT Un-LIMITED!

*Goodyear Guarantees this Sole
to Outwear any Other*

Here is the biggest sole value on the market today.

The new Goodyear Wingfoot TAN Sole.

The finest sole Goodyear ever produced in making over 30,000,000 pairs of soles.

GUARANTEED TO OUTWEAR ANY OTHER SOLE.

It solves the shoe problem in this day of high-priced shoes. It protects the pocketbook as fully as it does the foot. Look at its special merits:


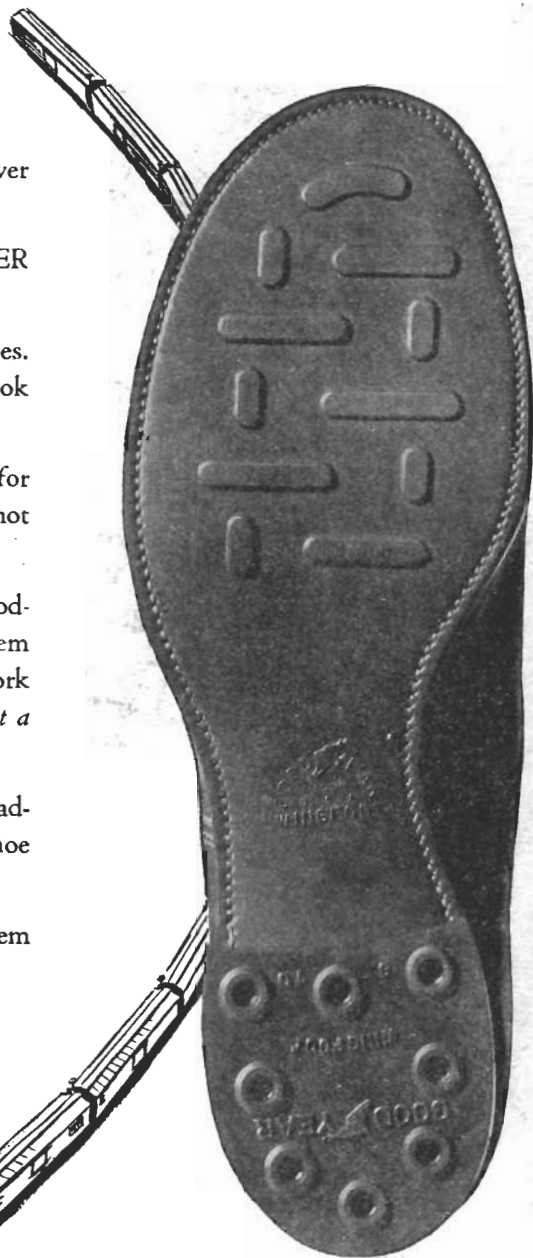
Waterproof. Springy. Sure-gripping. Tough enough for the toughest service, good-looking on any shoe. Will not mark floors.

This sole is the peerless walking mate of the famous Goodyear Wingfoot Heel. More than 200,000 pairs of them have gone into the hardest kind of service on men's work shoes and growing boys' and girls' school shoes, *and not a single pair has ever come back!*

You can get them on new shoes made by America's leading manufacturers, or have them put on by your shoe repairman.

Be sure you get Wingfoots—there's nothing "like" them—and they're Goodyear guaranteed!

Guaranteed To Outwear Any Other Soles



GOODYEAR

Copyright 1928, by The Goodyear Tire & Rubber Co., Inc.

WINGFOOT SOLES

Tan and Black

**TIME
ABLE**

**ALL
RAILROADS**

Time to Arrive At—

- † Smoother Travel
- * Easier Starts
- ‡ Lower Maintenance
- ⊖ Fuel Saving
- Lubrication Economy
- ▲ Cool Journals

Depart From—

- † Rough Riding
- * Great Starting Resistance
- ‡ High Maintenance
- ⊖ Fuel Waste
- Excess Lubrication
- ▲ Hot Boxes

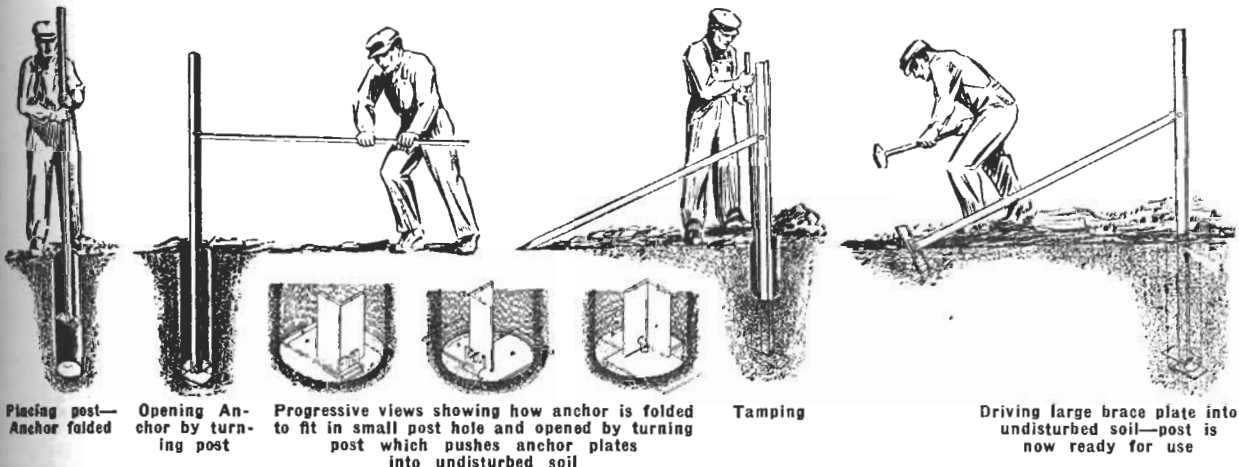
† * ‡ ⊖ ■ ▲ Every day and
Sunday—All Railroads—Through
Timken tapered construction
POSITIVELY ALIGNED ROLLS
and Timken electric steel.

TIMKEN *Tapered
Roller* **BEARINGS**

National Expanding Anchor, *Dirt Set*, Angle Steel End and Corner Fence Posts

A NEW STEEL FENCE POST *for* RAILROADS
Can Be Set and Ready for Use in 20 Minutes

NO LARGE POST HOLES TO DIG ... NO CONCRETE NEEDED



Placing post—Anchor folded

Opening Anchor by turning post

Progressive views showing how anchor is folded to fit in small post hole and opened by turning post which pushes anchor plates into undisturbed soil

Tamping

Driving large brace plate into undisturbed soil—post is now ready for use

NATIONAL Expanding Anchor Dirt Set Angle End and Corner Posts were designed especially for railroads to save time and expense when building right-of-way fence and have already been tested and put into use by many of the large railway systems. Frisco employees, charged with the protection of their right-of-way, will be interested in this new post. It fills a long felt want for a strong, durable steel post which can be quickly, easily, and inexpensively set. These new posts take all the delay out of fence building as the fence can be attached and stretched as soon as the post has been set. No stone, gravel, sand, cement or water to haul — no large holes to dig — no waiting for cement to set or harden — no return trips to finish the job.

HOW IT WORKS. Illustrations above show how easily the National Post can be set. With a post hole auger, or digger, make a hole about 8" in diameter and 37" deep. Place post in hole with anchor folded and with aid of brace turn post clockwise which will open anchor plates under undisturbed soil. Fill up hole around post and tamp. Drive large brace plate into undisturbed soil and post is ready for use. Can be set in 20 minutes or less. Nothing could be easier. This is just the post railroad men have been longing for. Ask your officials to let you install a few for testing and be convinced. They will save time and money and, of course, they will not burn.

WRITE to nearest branch office for free folders describing following products for railroads:

- National Expanding Anchor Dirt Set Angle End and Corner Posts.
- Banner Steel Fence Line Posts.
- Railroad Woven Wire Fencing and Fence Building Instructions.
- Steel Gates for Railroads.

AMERICAN STEEL & WIRE COMPANY

CHICAGO NEW YORK ST. LOUIS KANSAS CITY MEMPHIS BIRMINGHAM
 ATLANTA OKLAHOMA CITY DALLAS DENVER SALT LAKE CITY

UNITED STATES STEEL PRODUCTS CO.

San Francisco Los Angeles Portland Seattle